



### Pencil




### Lines

Press SHIFT to make lines straight or 45 degrees



### Oblongs and ellipses

Press SHIFT to make squares or circles



### Special brush




### Mixer



Kid Pix Notes

### Bucket



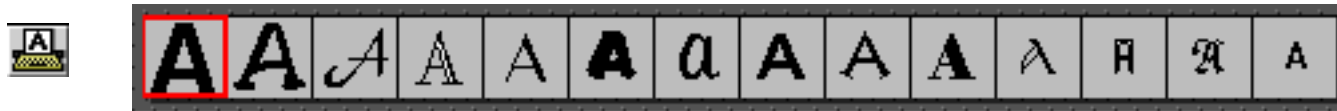
### Rubber



### Text




### Typewriter



Click the mouse on the picture where you want to put a title and use the keyboard to enter some text.



## Stamps

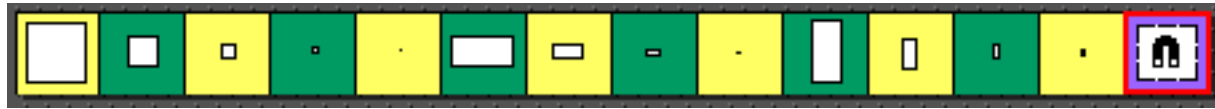


## Sizes of stamps

- |          |                             |
|----------|-----------------------------|
| Smallest | 1 No keys pressed           |
|          | 2 Control (CTRL) key        |
| Largest  | 3 Control (CTRL) key +Shift |



**Lorry** The magnet is the best tool. Use Edit to copy and paste.



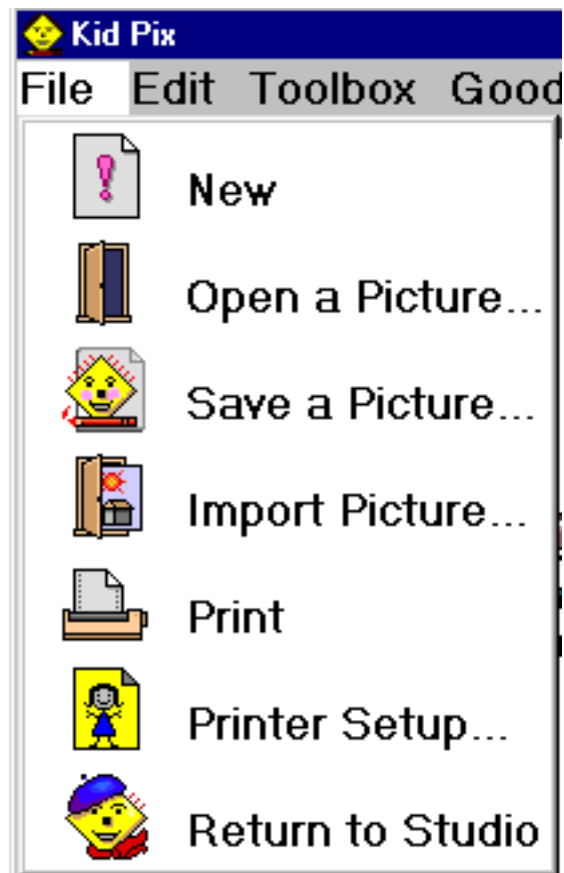
**Dropper**

The dropper is used to select a colour which has already been used so that it can be repeated.

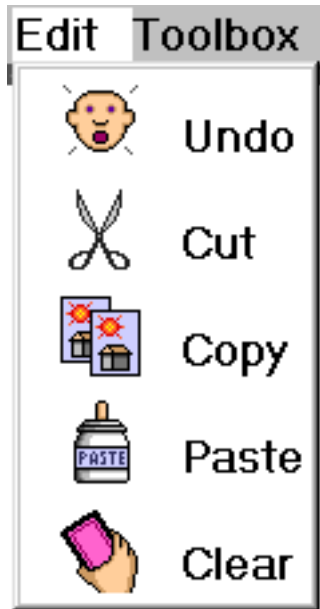


**Undo** Corrects the last command.

**The File menu**



The EDIT menu



The Toolbox menu



The Goodies menu

